

SAFE SYSTEM OF WORK

HEAVY-DUTY PENGUIN SERIES 900



COMPANY:	TRAINING INSTRUCTOR:
AUTHORISED BY:	DATE:
TRAINEE:	

SAFE SYSTEM OF WORK HEAVY DUTY PENGUIN

OPERATING PROCEDURE

OPERATING PROCEDURE contents & description

APPLICATION

**instruction leaflet,
do's & don'ts**

TRAINING

practical training page

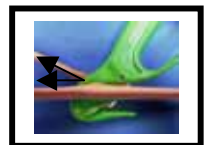
STORAGE

safety knife & blades

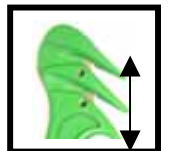
DESCRIPTION

The New Disposable Heavy Duty Penguin is a robust, versatile safety cutter featuring a number of new innovations.

The opposing slopes on the knife head create a plough effect when cutting through material, minimizing friction resistance.



The twin cutting surface on the head of the knife enables you to a larger target area and extended blade life.




The knife also possesses a tape cutter which is situated at the base of the handle allowing it to be used without changing your grip.



All operators should be correctly trained for use with the Heavy Duty Penguin Series 900 Safety Knife.

*The Safety Knife Co. Ltd
St Luke Street, Southgate Street, Gloucester, GL1 5RE
Tel: 01452 318 922 Fax: 01452 318 923
www.safetyknife.net sales@safetyknife.net*



SAFE SYSTEM OF WORK

HEAVY DUTY PENGUIN



APPLICATION

1. The Heavy Duty Penguin knife effectively cuts the following materials:-

Strapping	Tape	String	Banding	Bags
Cardboard	Cable Ties	Stretch/Shrinkwrap	Plastic Sheeting	Sacks

It is not recommended to be used on any other material.

2. The aim of the Penguin is to reduce the risk of injury normally incurred when using a standard open bladed knife.
3. It is recommended that The Safe System of Work be adhered to at all times.
 1. Replace knife regularly for optimum cutting
 2. The tape cutter should only be used to cut through tape
 3. Never exert excessive force in operation (check for a worn blade)
 4. Hand should have a firm grip around safety knife and used as shown
 5. Always ensure free hand is clear of cutting path
 6. Do not put Penguin knife in pocket, place knife in holster with the head facing downwards
 7. Never attempt to modify the Penguin in any way
 8. Never allow an untrained person to use the Penguin knife
 9. Report any injuries sustained when using the Penguin
 10. People using knives or cutting implements should not be distracted
 11. Do not use the Penguin if it becomes damaged in any way

Report any damage to the Health & Safety Co-ordinator immediately



SAFE SYSTEM OF WORK HEAVY DUTY PENGUIN

PRACTICAL TRAINING

- 1. Dispose of knife appropriately and safely**
- 2. Indicate the location of which the knives are to be disposed**
- 3. Define suitable materials for Penguin application**
- 4. Demonstrate correct cutting techniques for every operation**

✓ *Correct hand position*



✓ *Correct position of free hand*



✓ *Start position of cut*



✓ *Correct cutting action/Cutting angle*



- 5. Store safely, head pointing downwards inside the holster**
- 6. Assess trainees, covering all aspects of training**

Guide to validation questions available on demand

The Safety Knife Co. Ltd
St Luke Street, Southgate Street, Gloucester, GL1 5RE
Tel: 01452 318 922 Fax: 01452 318 923
www.safetyknife.net sales@safetyknife.net

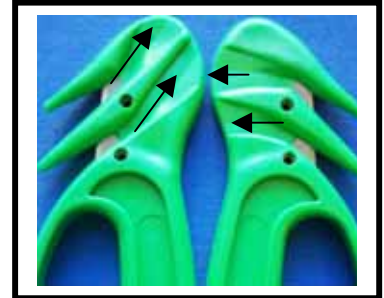
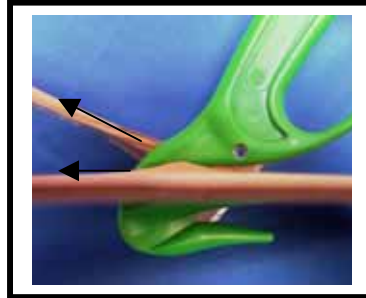


PENGUIN

Heavy Duty Series P900C

The 'Heavy Duty' Penguin 900 Series is a robust, versatile safety cutter featuring a number of new innovations.

Oposing slopes on the knife head create a plough effect and minimize friction resistance.




The tapecutter is situated at the base of the handle allowing it to be used without changing your grip



Also suitable for cutting:-



Strapping



Bubble & Stretch Wrap



Cardboard



Bags & Sacks

P900C ONLY AVAILABLE IN GREEN

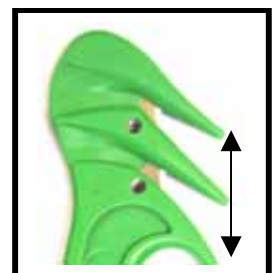
Holsters & Lanyards available.




Manufactured & Distributed by:

The Safety Knife Co Ltd
St Luke Street, Southgate Street,
Gloucester, GL1 5RE
Tel: 01452 318922 Fax: 01452 318923
E-mail: sales@safetyknife.net
Website: www.safetyknife.net
PATENTS GRANTED & PENDING


Twin cutting surface give a large target area and extended blade life



METAL DETECTABLE OPTION AVAILABLE



SAFE SYSTEM OF WORK HEAVY DUTY PENGUIN



STORAGE

PENGUIN SERIES 900

STORAGE BEFORE USE

Safety Knives must be stored in a dry and warm environment due to the internal blades.

Original packaging must be maintained if possible.

IN USE

The operator is responsible for the location of the safety Knife. When not in use, the knife must be stored in a holster with the head of the knife facing down and the position of the blades facing away from your body.

Do not place on work surfaces where adequate supervision cannot be given.

DISPOSAL

For a safe working environment retain blunt blades in internal storage pocket until they can be disposed of in designated sharp bins. Blades should not be disposed of in normal waste bins or on work surfaces etc. To comply with legal requirements, any contaminated blade should be incinerated.



The Safety Knife Co. Ltd

St Luke Street, Southgate Street, Gloucester, GL1 5RE

Tel: 01452 318 922 Fax: 01452 318 923

www.safetyknife.net sales@safetyknife.net